



LCD
MIKROELEKTRONIK

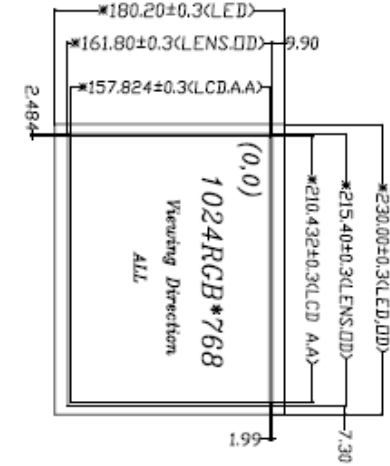
YTSA40VLAD-01-100N

Date

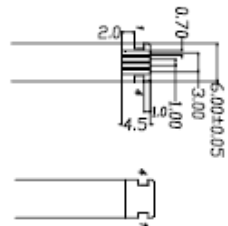
08.06.2016

LCD-Mikroelektronik Dr.
Hampel & Co. GmbH
Griesbachstr. 7
76185 Karlsruhe

+49 (0) 721 / 98 47 80



LED FPC ENLAGE IMAGE



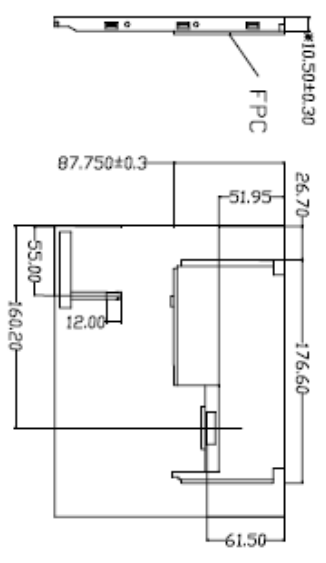
BACK SIDE ON SIDE

Backlight circuit diagram:
 $V_f = 29.7V(\text{min.})$ $33V(\text{typ.})$ $37.4V(\text{max.})$
 $I_f = 160 \text{ mA}$



PIN	NAME
1	K1
2	A1
3	K2
4	A2

RECOMMENDED CONNECTOR
 IMSA-9686-20B-CFN4(IRISO)



ELECTRONIC PIN NAME

PIN	NAME	PIN	NAME
1	VCC	15	CLKIN+
2	VCC	16	VSS
3	VSS	17	RIN3-
4	VSS	18	RIN3+
5	RIN0-	19	SEL6/8BIT
6	RIN0+	20	SC
7	VSS		
8	RIN1-		
9	RIN1+		
10	VSS		
11	RIN2-		
12	RIN2+		
13	VSS		
14	CLKIN-		

1	Operating Voltage:	VCC=3.3V typ.
2	Resolution:	1024RGB*768
3	Color:	16M
4	Interface:	LVDS
5	Display type:	Transmissive, IPS, normally black
6	Viewing Direction:	ALL direction
7	Operating Temp:	-30°C~85°C
8	Storage Temp:	-40°C~90°C
9	Driver IC:	HX8282A, HX8695E
10	LCM Luminance:	500(MIN)600(Typ)cd/m ²
11	Unspecified tolerance:	±0.2